

'CELLO
BOOK ONE

STRINGS
ROCK
Michael J Stocks

*The following pages are
the first 20 pages from
Strings Rock Book 1*

Dynamic Publishing

Contents – Strings Rock - Book One

Title	Page	Title	Page
G – The 2 nd lowest sounding string	2	I can use three fingers! *	21
Low down on the G string	3	Up and down we go	22
Kakadu	3	My favourite food	22
C – The lowest sounding string *	4	Ballarat to Bendigo	23
Run, run, lizard run! *	5	Can Can	24
Rocket launch *	5	Fifteen second Fran!	24
Discovery Bay *	5	Find a Tassie Tiger	24
A – The highest sounding string	6	Test my patience!	25
Crazy faces	7	Go tell Aunt _____	25
Reflections	7	Dragon tales *	26
D – The 2 nd highest sounding string	8	Which direction do I go?	27
Sammy the snail	9	I try to sound better	27
The Mundulla march	9	Glass House Mountains	28
Name the open strings	9	Love somebody	28
Rock the boat baby!	10	4..3..2..1..lift off!	29
Swan River	10	Come into my garden *	29
The race *	10	Play a round	30
Up and over Mount Egmont *	11	Name this piece: _____	30
Name this piece: _____ *	11	Happy thoughts	31
Sailing the waves *	11	Sleeping over	31
What is that vibrating?	12	D Major scale	32
Step right up!	12	The groovy 60's	32
A-B-B-A	13	At the beach	32
Look sharp! *	13	D Major arpeggio	33
Trudging through the mud	14	Grasshopper	33
Hot funky buns!	14	Name this piece: _____	33
Mary had a little _____?	15	The old pipe organ	34
Midnight feast *	15	Travelling through time	36
Mr. Ploddy Plodison	16	This old man	36
Ask a silly question	16	Frère Jacques	37
Moovin' and a groovin'	17	Old MacDonald	37
Hide and seek *	17	A walk in the park	38
Rests	18	Running down Cat Street	40
Pease pudding hot	18	Improvising fun!	40
My first finger groove	19	Compose your own tune	41
Marching to Port Arthur	19	Rolling stones	41
A Very happy dream	20	Across the swinging bridge	42
Mary had a little lamb (ensemble)	21	Appendix – Scales and Arpeggios	44
Sunset at Uluru	21		

Pieces that are included on the backing CD are marked with a CD icon, and the appropriate track number. Track 1 is tuning. Tracks 2 – 26 feature a guide track for the solo line(s).

All tracks commence with five seconds of silence, and two bars of metronome.

Pieces marked with an asterisk () cannot be played simultaneously with Violin or Double Bass Book One.*

G - The 2nd lowest sounding string



◦ **Semibreve** - Hold a semibreve for 4 beats.

1. Time signature

Numbers have been included to help you with your counting.

SAMPLE

◦ **Minim** - Hold a minim for 2 beats.

2.


◦ **Crotchet** - Hold a crotchet for 1 beat.

3.

$\frac{4}{4}$ time - 4 crotchet beats in every bar of music.

Low down on the G string

Michael J Stocks



SAMPLE

Kakadu




Track 2

♩ = 76



Michael J Stocks



Are you sitting up straight, with your feet flat on the floor?

C - The lowest sounding string



1.

2.

3.



Run, run, lizard run!

Michael J Stocks

Run, run, liz - ard run! Run, run, liz - ard run!

Run, liz - ard! Run, liz - ard! Run, run, RUN!

Rocket launch

Michael J Stocks

Lis - ten to my C string, it is ver - y low, just

like the sound a rock - et makes as it's a - bout to go!

Discovery Bay



Track 3


♩ = 76

Michael J Stocks

|| This is the repeat sign.

Play the music that is before this sign, again.

A – The highest sounding string



1.
 1 2 3 4 1 2 3 4 1 2 3 4 1 2 3 4

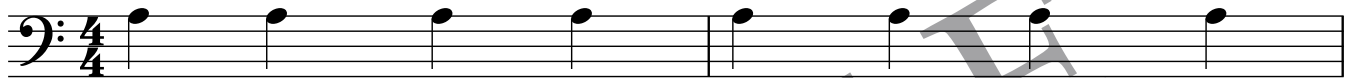
2.
 1 2 3 4 1 2 3 4 1 2 3 4 1 2 3 4

3.
 Michael J Stocks
 Play - ing my A string,
 feels so a - maz - ing!



Crazy faces

Michael J Stocks



I can pull a craz - y face that



makes me look fun - ny. I will try to



make you laugh so much it hurts your tum - my!

▣ - Down bow ▽ - Up bow


Reflections



Track 4

♩ = 69

Michael J Stocks



Are you using long bows, and holding the bow as your teacher instructed?

D - The 2nd highest sounding string



Michael J Stocks

1.

D string, D string, play - ing on my

D string. D is the sec - ond high - est

string on my new 'cel - lo.

2.

1 2 3 4 1 2 3 4

1 2 3 4 1 2 3 4

Dotted minim - Hold a dotted minim for 3 beats.

3.

1 2 3 1 2 3 1 2 3

1 2 3

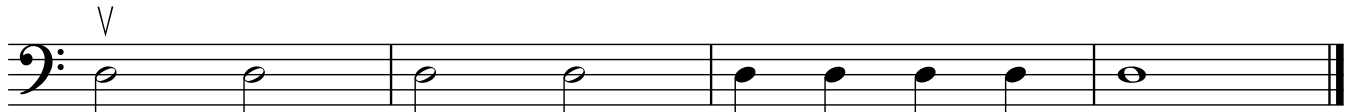
$\frac{3}{4}$ time - 3 crotchet beats in every bar of music.

Sammy the snail

Michael J Stocks



Sam - my is so slow.




Why he moves so slow I'll nev - er know.




The Mundulla march

Michael J Stocks

Track 5
♩ = 76



March - ing east, March - ing west.



March - ing is what I do best!

Name the open strings

Write the correct letter beneath each printed note written below.




G _ _ _ _ _ _ _ _

CROSSING STRINGS


Rock the boat baby!



Swan River




The race



Roll your bow gently over to the next string.


Up and over Mount Egmont

MJS



After you have played this piece, decide what you think it should be called.

MJS



Sailing the waves




Michael J Stocks

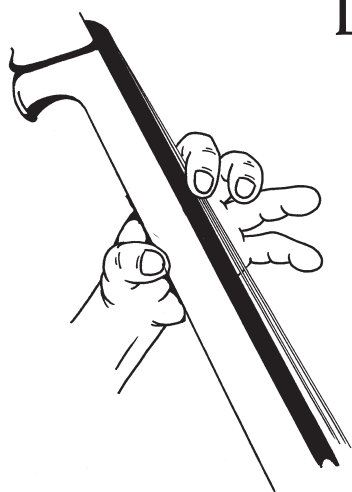


Track 6


♩ = 63




LEFT HAND FINGERS



1st finger on the G string - 'A'




What is that vibrating?




Watch what happens to your A string when you play 1st finger on the G string perfectly in tune!

1st finger on the D string - 'E'




Step right up!




Always keep your left hand fingers very close to the strings.

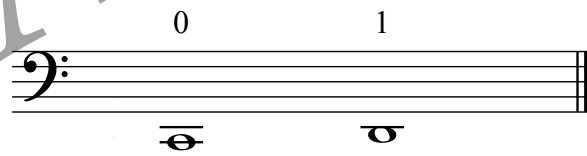
1st finger on the A string - 'B'





A-B-B-A



1st finger on the C string - 'D'



Look sharp!

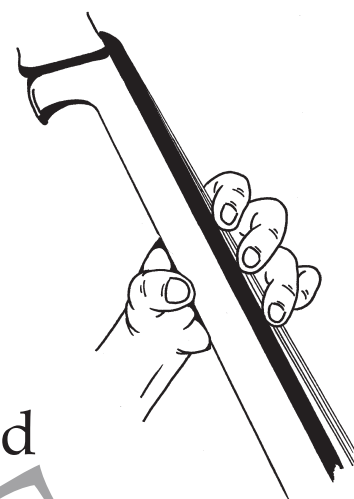
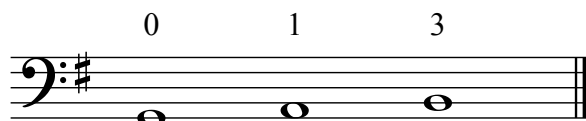


Sharp sign - Raises a note by one semitone.

On the next page, you will see a *sharp* sign used as part of the *key signature*.



3rd finger on the G string - 'B'




Trudging through the mud

Key signature

Key signature – The group of sharps or flats that appears at the beginning of a *staff* indicating which *key* the piece is in. This piece begins and ends on G.
G Major is a key signature with one sharp (F#).

3rd finger on the D string - 'F#'



Track 7

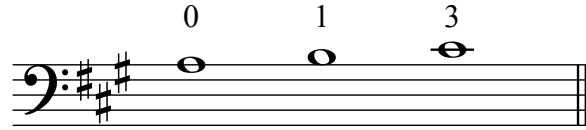
♩ = 88

Hot funky buns!

Traditional
arr. MJS

D Major is a key signature with two sharps (F# and C#).

3rd finger on the A string - 'C#'



Mary had a little _____ ?



Track 8

You decide what it was that Mary had!

♩ = 80

Nursery rhyme



Mar - y had a lit - tle _____, lit - tle _____,



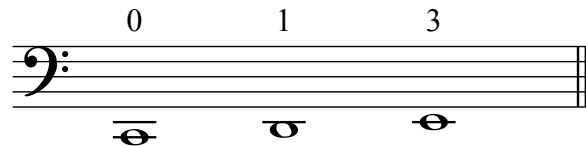
lit - tle _____ . Mar - y had a



lit - tle _____ .


A **Major** is a key signature with three sharps (F#, C# and G#).

3rd finger on the C string - 'E'

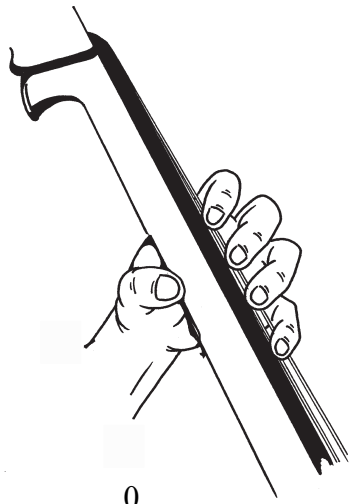


Midnight feast



Michael J Stocks



C **Major** is a key signature with no sharps.



4th finger on the G string - 'C'



Mr. Ploddy Plodison

Michael J Stocks

0 1 3

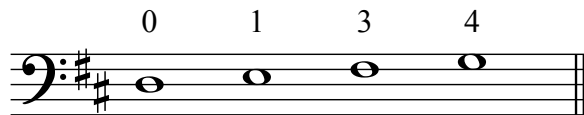
Mis - ter Plod - dy Plod - i - son, steps so ver - y

4

heav - il - y. Makes the ground shake

and leaves dents, big - ger than you'll ev - er see!

4th finger on the D string - 'G'



Ask a silly question...

Michael J Stocks

4 3


Ask a sil - ly ques - tion please.

4

Some - thing that will make me laugh, like

'does your gold - fish scratch his fleas?'

4th finger on the A string - 'D'




Moo-vin' and a groovin'



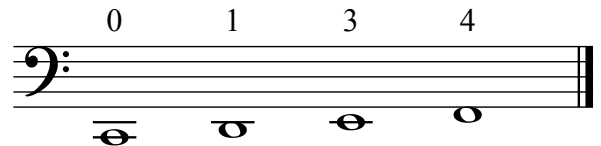
Track 9

♩ = 80

Michael J Stocks






4th finger on the C string - 'F'



Hide and seek

Michael J Stocks




RESTS

 Crotchet rest - 1 beat of silence

MJS

1.




Circle your bow in the air after you play the last note of the 1st line, as the next note is also a *down bow*.

 Minim rest - 2 beats of silence

MJS

2.




Pease pudding hot



Track 10

♩ = 92

Traditional



1. Pease pud-ding hot,
2. Some like it hot,

Pease pud-ding cold,
Some like it cold,

Pease pud-ding in the pot, nine days old.
Some like it in the pot, nine days old.

My first finger groove



Track 11

With Energy ♩ = 80

Michael J Stocks




Most pieces of music have words at the start to help you choose the correct speed or style to play. 'My first finger groove' is to be played 'With Energy'.




Marching to Port Arthur

March like

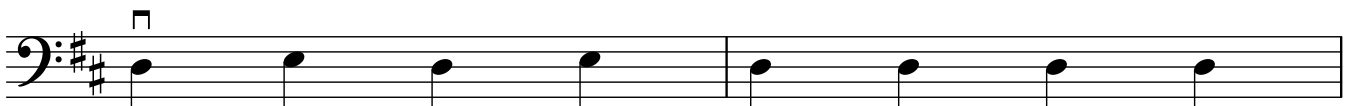
Michael J Stocks




I am march - ing, march - ing, march - ing,



march - ing to the con - vict town.



March - ing to the stead - y beat, and



nev - er, ev - er slow - ing down.

Is your left hand soft and relaxed?

A Very happy dream



Track 12

Smoothly ♩ = 63

Michael J Stocks

Musical score for 'A Very happy dream' in bass clef, 4/4 time, key of D major. The piece consists of two staves of music. The first staff has a fermata over the first measure. The second staff ends with a repeat sign.

When you have played this piece write down what you think the happy dream could be about.

Mary had a little lamb



Track 13

Easy pace ♩ = 72

Nursery rhyme
arr. Michael J Stocks

Musical score for 'Mary had a little lamb' in bass clef, 4/4 time, key of D major. The score is arranged for three cellos. The first system includes staves for 'Cello 1', 'Cello 2', and 'Cello 3'. The second system starts with a measure rest for 'Cello 1' and continues with the same three staves. A large 'SAMPLE' watermark is overlaid on the score.

Round - A piece that can be played by two or more players, each starting at different places within the piece (① and ②).

Sunset at Uluru

Gently

Michael J Stocks

①

②



I can use three fingers!

Twinkle twinkle little star



Track 14

Brightly ♩ = 72

Traditional
Lyrics MJS

I can use three fing - ers now, watch me and I'll show you how.

On their tips they stand so tall, take one off, the note will fall.

If I prac - tice once a day, you'll en - joy the way I play!

Up and down we go

With energy

Michael J Stocks

Up and down and up and down and up and down we
 go all day, jump-ing on the tramp-o - line is all we want to
 do to - day. Jump - ing, bounc - ing, we can go so ver - y high,
 jump - ing, bounc - ing, so we al - most touch the sky!

The musical notation is in bass clef, key of D major (two sharps), and 4/4 time. It consists of four staves of music. The first staff begins with a fermata over the first note. The melody is simple and repetitive, following the lyrics.

My favourite food

Moderate pace

Michael J Stocks

The musical notation is in bass clef, key of D major (two sharps), and 4/4 time. It consists of four staves of music. The melody is simple and repetitive, following the lyrics.

What is your favourite food? _____

DYNAMICS

f 'forte' - loud ***p*** 'piano' - soft

mf 'mezzo forte' - moderately loud

Ballarat to Bendigo

Track 15

Easy pace ♩ = 72

Michael J Stocks

Cello 1 *mf*

Cello 2 *mf*

Cello 3 *mf*

Cello 1 *p* *f*

Cello 2 *p* *f*

Cello 3 *p* *f*

*Book One continues for
a total of 44 pages*

