

DOUBLE BASS
BOOK ONE

STRINGS
ROCK
Michael J Stocks

*The following pages are
the first 20 pages from
Strings Rock Book 1*

Dynamic Publishing

Contents – Strings Rock - Book One

Title	Page	Title	Page
G – The highest sounding string	2	I can use three fingers! *	21
Low down on the G string	3	Up and down we go	22
Kakadu	3	My favourite food	22
E – The lowest sounding string *	4	Ballarat to Bendigo	23
Run, run, lizard run! *	5	Can Can	24
Rocket launch [◇] *	5	Fifteen second Fran!	24
Discovery Bay ⁺ *	5	Find a Tassie Tiger	24
A – The 2 nd lowest sounding string	6	Test my patience!	25
Crazy faces	7	Go tell Aunt _____	25
Reflections	7	Dragon tales *	26
D – The 2 nd highest sounding string	8	Which direction do I go?	27
Sammy the snail	9	I try to sound better	27
The Mundulla march	9	Glass House Mountains	28
Name the open strings	9	Love somebody	28
Rock the boat baby!	10	4..3..2..1..lift off!	29
Swan River	10	Come into my garden *	29
The race *	10	Play a round	30
Up and over Mount Egmont *	11	Name this piece: _____	30
Name this piece: _____ *	11	Happy thoughts	31
Sailing the waves *	11	Sleeping over	31
What is that vibrating?	12	G Major scale	32
Step right up!	12	The groovy 60's	32
A-B-B-A	13	At the beach	32
Look sharp! *	13	G Major arpeggio	33
Trudging through the mud	14	Grasshopper	33
Hot funky buns!	14	Name this piece: _____	33
Mary had a little _____?	15	The old pipe organ	34
Midnight feast *	15	Travelling through time	36
Mr. Ploddy Plodison	16	This old man	36
Ask a silly question	16	Frère Jacques	37
Moovin' and a groovin'	17	Old MacDonald	37
Hide and seek *	17	A walk in the park	38
Rests	18	Running down Cat Street	40
Pease pudding hot	18	Improvising fun!	40
My first finger groove	19	Compose your own tune	41
Marching to Port Arthur	19	Rolling stones	41
A Very happy dream	20	Across the swinging bridge	42
Mary had a little lamb (ensemble)	21	Appendix – Scale and Arpeggio	
Sunset at Uluru	21		

[◇] Can be played simultaneously with 'Flying High' from Violin Book One.

⁺ Can be played simultaneously with 'Great Ocean Road' from Violin Book One.

Pieces marked with an asterisk (*) cannot be played simultaneously with 'Cello or Viola Book One.

Pieces that are included on the backing CD are marked with a CD icon, and the appropriate track number. Track 1 is tuning. Tracks 2 – 26 feature a guide track for the solo line(s).

All tracks commence with five seconds of silence, and two bars of metronome.

G – The highest sounding string



♩ **Semibreve** - Hold a semibreve for 4 beats.

1. Time signature

1 2 3 4 1 2 3 4 1 2 3 4 1 2 3 4

Numbers have been included to help you with your counting.

SAMPLE

♪ **Minim** - Hold a minim for 2 beats.

2. 1 2 3 4 1 2 3 4 1 2 3 4 1 2 3 4


♪ **Crotchet** - Hold a crotchet for 1 beat.

3. 1 2 3 4 1 2 3 4 1 2 3 4 1 2 3 4


$\frac{4}{4}$ time – 4 crotchet beats in every bar of music.

Low down on the G string

Michael J Stocks



I can make a low sound.



I am on the G string.



What else makes a low noise?



Can you think of an - y - thing?





Kakadu

Michael J Stocks



Track 2

♩ = 76



E - The lowest sounding string



1.
1 2 3 4 1 2 3 4 1 2 3 4 1 2 3 4

2.
1 2 3 4 1 2 3 4 1 2 3 4 1 2 3 4

3.
1 2 3 4 1 2 3 4

1 2 3 4 1 2 3 4



Run, run, lizard run!

Michael J Stocks

Run, run, liz - ard run! Run, run, liz - ard run!

Run, liz - ard! Run, liz - ard! Run, run, RUN!

Rocket launch

Michael J Stocks

Lis - ten to my E string, it is ver - y low, just

like the sound a rock - et makes as it's a - bout to go!

Great Ocean Road



Track 3

♩ = 76

Michael J Stocks



This is the repeat sign.

Play the music that is before this sign, again.

A – The 2nd lowest sounding string



1.
 1 2 3 4 1 2 3 4 1 2 3 4 1 2 3 4

2.
 1 2 3 4 1 2 3 4 1 2 3 4 1 2 3 4

Michael J Stocks

3.
 Play - ing my A string,

feels so a - maz - ing!

D - The 2nd highest sounding string



Michael J Stocks

1.
 D string, D string, play - ing on my

D string. D is the sec - ond high - est

string on my dou - ble bass.

2.
 1 2 3 4 1 2 3 4

1 2 3 4 1 2 3 4

Dotted minim - Hold a dotted minim for 3 beats.

3.
 1 2 3 1 2 3 1 2 3

1 2 3


$\frac{3}{4}$ time - 3 crotchet beats in every bar of music.

Sammy the snail

Michael J Stocks



Sam - my is so slow.



Why he moves so slow I'll nev - er know.




The Mundulla march

Michael J Stocks




Track 5

♩ = 76



March - ing east, March - ing west.



March - ing is what I do best!

Name the open strings


Write the correct letter beneath each printed note written below.



G _ _ _ _ _


Up and over Mount Egmont

MJS



After you have played this piece, decide what you think it should be called.

MJS



Sailing the waves




Michael J Stocks

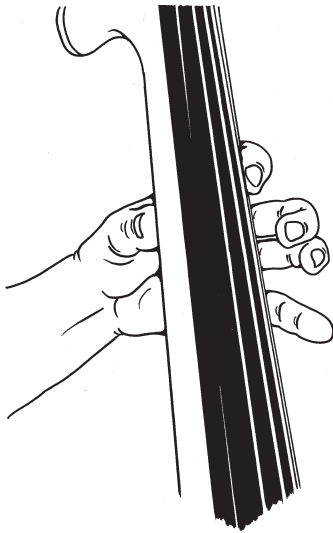


Track 6


♩ = 63



LEFT HAND FINGERS



1st finger on the G string - 'A'




What is that vibrating?




Watch what happens to your A string when you play 1st finger on the G string perfectly in tune!

1st finger on the D string - 'E'




Step right up!



Always keep your left hand fingers very close to the strings.


1st finger on the A string - 'B'



A-B-B-A



1st finger on the E string - 'F#'



Sharp sign - Raises a note by one semitone.



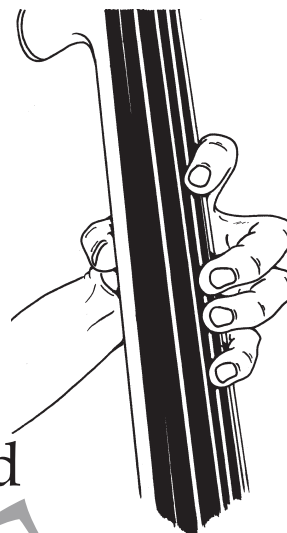
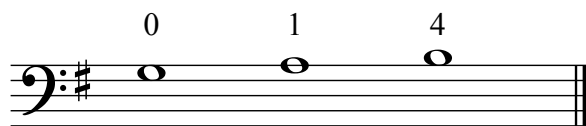
Look sharp!



On the next page, you will see a *sharp* sign used as part of the *key signature*.



4th finger on the G string - 'B'




Trudging through the mud

Key signature

Key signature – The group of sharps or flats that appears at the beginning of a *staff* indicating which *key* the piece is in. This piece begins and ends on G.
G Major is a key signature with one sharp (F#).

4th finger on the D string - 'F#'




Track 7

♩ = 88

Traditional
arr. MJS

D Major is a key signature with two sharps (F# and C#).

4th finger on the A string - 'C#'



Mary had a little _____ ?



Track 8

You decide what it was that Mary had!

♩ = 80


Nursery rhyme

4 1 0

Mar - y had a lit - tle _____, lit - tle _____,
lit - tle _____ . Mar - y had a
lit - tle _____.

A **Major** is a key signature with three sharps (F#, C# and G#).

4th finger on the E string - 'G#'




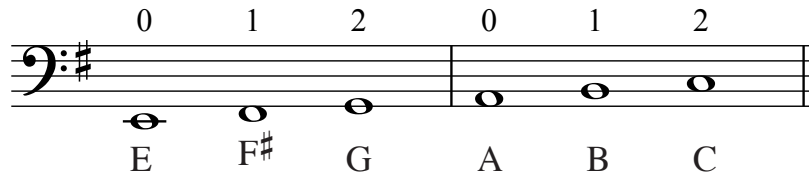
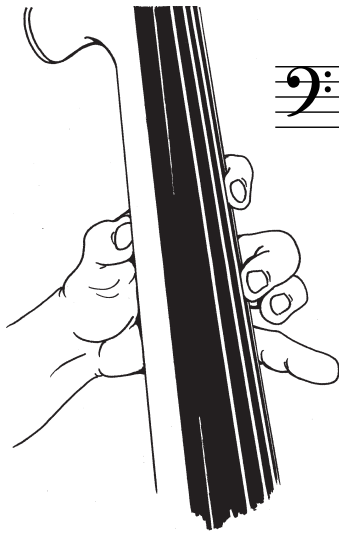
Midnight feast

Michael J Stocks

0 1 4

E **Major** is a key signature with four sharps (F#, C#, G# and D#).

2nd finger on the E and A strings



Mr. Ploddy Plodison

Michael J Stocks

2 0 1

Mis - ter Plod - dy Plod - i - son, steps so ver - y

2

heav - il - y. Makes the ground shake

and leaves dents, big - ger than you'll ev - er see!

Ask a silly question...

Michael J Stocks

0 4

Ask a sil - ly ques - tion please.

0 4

Some - thing that will make me laugh, like

'does your gold - fish scratch his fleas?'


Moo-vin' and a groovin'



Track 9

♩ = 80

Michael J Stocks



Hide and seek

Michael J Stocks



I will count to ten then come to seek you out this



is such fun. Hide in sil - ence make no sound, un -




til the game ends when you're found.

RESTS

 Crotchet rest - 1 beat of silence

MJS

1.




Circle your bow in the air after you play the last note of the 1st line, as the next note is also a *down bow*.

 Minim rest - 2 beats of silence

MJS

2.



Pease pudding hot



Track 10

♩ = 92

Traditional



1. Pease pud-ding hot,
2. Some like it hot,
Pease pud-ding cold,
Some like it cold,

Pease pud-ding in the pot, nine days old.
Some like it in the pot, nine days old.


My first finger groove



Track 11

With Energy ♩ = 80

Michael J Stocks



Most pieces of music have words at the start to help you choose the correct speed or style to play. 'My first finger groove' is to be played 'With Energy'.



Marching to Port Arthur

March like

Michael J Stocks

Four staves of musical notation in bass clef, 4/4 time, key of D major. The lyrics are: I am march - ing, march - ing, march - ing, march - ing to the con - vict town. March - ing to the stead - y beat, and nev - er, ev - er slow - ing down.

Is your left hand soft and relaxed?

A Very happy dream



Track 12

Smoothly ♩ = 63

Michael J Stocks

Musical notation for 'A Very happy dream' in bass clef, 4/4 time, key of D major. The piece consists of two staves of music. The first staff has a fermata over the first measure. The second staff ends with a repeat sign.

When you have played this piece write down what you think the happy dream could be about.

Mary had a little lamb



Track 13

Easy pace ♩ = 72

Nursery rhyme
arr. Michael J Stocks

Musical notation for 'Mary had a little lamb' in bass clef, 4/4 time, key of D major. The piece is arranged for three basses (Bass 1, Bass 2, Bass 3). The first system covers measures 1-4, and the second system covers measures 5-8. Each staff has a fermata over the first measure. The piece ends with a double bar line.

Round - A piece that can be played by two or more players, each starting at different places within the piece (① and ②).

Sunset at Uluru

Gently

Michael J Stocks

①



②




I can use three fingers!

Twinkle twinkle little star



Track 14

Brightly ♩ = 72

Traditional
Lyrics MJS



I can use three fing-ers now, watch me and I'll show you how.



On their tips they stand so tall, take one off, the note will fall.



If I prac-tice once a day, you'll en-joy the way I play!

Up and down we go

With energy

Michael J Stocks

Up and down and up and down and up and down we
 go all day, jump-ing on the tramp-o-line is all we want to
 do to-day. Jump-ing, bounc-ing, we can go so ver-y high,
 jump-ing, bounc-ing, so we al-most touch the sky!

The musical notation is in bass clef, key of D major (two sharps), and 4/4 time. It consists of four staves of music. The first staff begins with a square symbol above the first note. The lyrics are written below the notes.

My favourite food

Moderate pace

Michael J Stocks

The musical notation is in bass clef, key of D major (two sharps), and 4/4 time. It consists of four staves of music. The first staff begins with a square symbol above the first note. The lyrics are written below the notes.

What is your favourite food? _____

