

VOLIN
BOOK ONE

STRINGS
ROCK
Michael J Stocks

*The following pages are
the first 23 pages from
Strings Rock Book 1*

Dynamic Publishing

Contents – Strings Rock - Book One

| Title | Page | Title | Page |
|---|------|---------------------------------|------|
| G - The lowest sounding string | 2 | I can use three fingers! | 21 |
| Low down on the G string | 3 | Up and down we go | 22 |
| Kakadu | 3 | My favourite food | 22 |
| E - The highest sounding string | 4 | Ballarat to Bendigo | 23 |
| Run, run, lizard run! | 5 | Can Can | 24 |
| Flying high! | 5 | Fifteen second Fran! | 24 |
| Great Ocean Road | 5 | Find a Tassie Tiger | 24 |
| A - The 2 nd highest sounding string | 6 | Test my patience! | 25 |
| Crazy faces | 7 | Go tell Aunt _____ | 25 |
| Reflections | 7 | Dragon tales | 26 |
| D - The 2 nd lowest sounding string | 8 | Which direction do I go? | 27 |
| Sammy the snail | 9 | I try to sound better | 27 |
| The Mundulla march | 9 | Glass House Mountains | 28 |
| Name the open strings | 9 | Love somebody | 28 |
| Rock the boat baby! | 10 | 4..3..2..1..lift off! | 29 |
| Swan River | 10 | Come into my garden | 29 |
| The race | 10 | Play a round | 30 |
| Up and over Mount Egmont | 11 | Name this piece: _____ | 30 |
| Name this piece: _____ | 11 | Happy thoughts | 31 |
| Sailing the waves | 11 | Sleeping over | 31 |
| What is that vibrating? | 12 | D Major scale | 32 |
| Step right up! | 12 | The groovy 60's | 32 |
| A-B-B-A | 13 | At the beach | 32 |
| Look sharp! | 13 | D Major arpeggio | 33 |
| Trudging through the mud | 14 | Grasshopper | 33 |
| Hot funky buns! | 14 | Name this piece: _____ | 33 |
| Mary had a little _____? | 15 | The old pipe organ | 34 |
| Midnight feast | 15 | Travelling through time | 36 |
| Mr. Ploddy Plodison | 16 | This old man | 36 |
| Ask a silly question | 16 | Frère Jacques | 37 |
| Moovin' and a groovin' | 17 | Old MacDonald | 37 |
| Hide and seek | 17 | A walk in the park | 38 |
| Rests | 18 | Running down Cat Street | 40 |
| Pease pudding hot | 18 | Improvising fun! | 40 |
| My first finger groove | 19 | Compose your own tune | 41 |
| Marching to Port Arthur | 19 | Rolling stones | 41 |
| A very happy dream | 20 | Across the swinging bridge | 42 |
| Mary had a little lamb (ensemble) | 21 | Appendix – Scales and Arpeggios | 44 |
| Sunset at Uluru | 21 | | |

Pieces that are included on the backing CD are marked with a CD icon, and the appropriate track number. Track 1 is tuning. Tracks 2 – 26 feature a guide track for the solo line(s).

All tracks commence with two bars of metronome.

G - The lowest sounding string



◦ **Semibreve** - Hold a semibreve for 4 beats.

1. Time signature

Numbers have been included to help you with your counting.

SAMPLE

◦ **Minim** - Hold a minim for 2 beats.

2.


◦ **Crotchet** - Hold a crotchet for 1 beat.


3.


$\frac{4}{4}$ time - 4 crotchet beats in every bar of music.

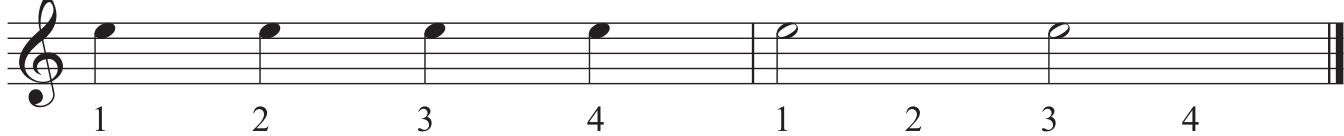
E – The highest sounding string



1. 

2. 

3. 

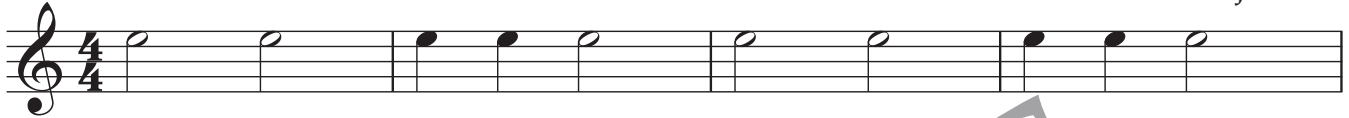


Is your head straight, and your violin level with the ground?



Run, run, lizard run!

Michael J Stocks



Run, run, liz - ard run! Run, run, liz - ard run!



Run, liz - ard! Run, liz - ard! Run, run, RUN!

Flying high

Michael J Stocks



Lis - ten to my E string, it is ver - y high, just



like the birds and planes that fly so high up in the sky!

Great Ocean Road



Track 3

♩ = 76

Michael J Stocks



This is the repeat sign.

Play the music that is before this sign, again.

A - The 2nd highest sounding string



1.

2.

Michael J Stocks

3.

Play - ing my A string,
feels so a - maz - ing!

D - The 2nd lowest sounding string



Michael J Stocks

1. Musical notation for exercise 1, first part. Treble clef, 4/4 time. A square symbol above the first note. Lyrics: D string, D string, play - ing on my D string. D is the sec - ond low - est string on my vi - o - lin.

2. Musical notation for exercise 2, first part. Treble clef, 4/4 time. A square symbol above the first note. Fingering numbers 1, 2, 3, 4, 1, 2, 3, 4 are written below the notes.

Musical notation for exercise 2, second part. Treble clef, 4/4 time. A 'V' symbol above the first note. Fingering numbers 1, 2, 3, 4, 1, 2, 3, 4 are written below the notes.

Dotted minim - Hold a dotted minim for 3 beats.

3. Musical notation for exercise 3. Treble clef, 3/4 time. A square symbol above the first note. Fingering numbers 1, 2, 3, 1, 2, 3, 1, 2, 3, 1, 2, 3 are written below the notes.

$\frac{3}{4}$ time - 3 crotchet beats in every bar of music.

Sammy the snail

Michael J Stocks

Sam - my is so slow.

The first line of musical notation is on a treble clef staff in 4/4 time. It contains four measures of music: a half note G4, a half note B4, a half note D5, and a half note G4. The lyrics 'Sam - my is so slow.' are written below the notes.

Why he moves so slow I'll nev - er know.

The second line of musical notation is on a treble clef staff in 4/4 time. It contains eight measures of music: a quarter note G4, a quarter note A4, a quarter note B4, a quarter note C5, a quarter note D5, a quarter note E5, a quarter note D5, and a half note G4. The lyrics 'Why he moves so slow I'll nev - er know.' are written below the notes.



The Mundulla march

Michael J Stocks

Track 5
♩ = 76

A small icon of a CD is positioned to the left of the text 'Track 5' and '♩ = 76'.

March - ing east, March - ing west.

The first line of musical notation is on a treble clef staff in 4/4 time. It contains four measures of music: a quarter note G4, a quarter note A4, a quarter note B4, and a quarter note G4. The lyrics 'March - ing east, March - ing west.' are written below the notes.

March - ing is what I do best!

The second line of musical notation is on a treble clef staff in 4/4 time. It contains seven measures of music: a quarter note G4, a quarter note A4, a quarter note B4, a quarter note C5, a quarter note D5, a quarter note C5, and a half note G4. The lyrics 'March - ing is what I do best!' are written below the notes.


Name the open strings

Write the correct letter beneath each printed note written below.

The musical notation for the exercise is on a treble clef staff in 4/4 time. It contains eight measures of music, each with a single note: G4, A4, B4, C5, D5, E5, D5, and G4. Below the staff, there are eight horizontal lines for writing the letter names of the notes. The first line is labeled with the letter 'G'.

CROSSING STRINGS


Rock the boat baby!



Swan River




The race



Roll your bow gently over to the next string.

Up and over Mount Egmont

MJS



After you have played this piece, decide what you think it should be called.

MJS



Sailing the waves



Michael J Stocks




Track 6

♩ = 63




1st finger on the A string - 'B'



A-B-B-A



1st finger on the E string - 'F#'



Sharp sign - Raises a note by one semitone.



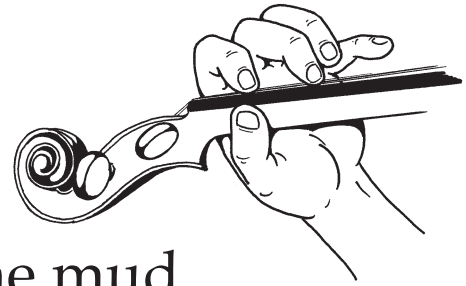
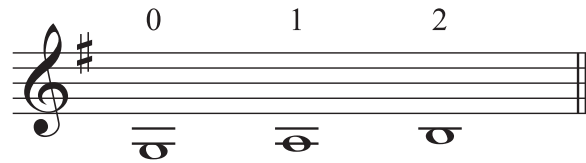
Look sharp!



On the next page, you will see a *sharp* sign used as part of the *key signature*.



2nd finger on the G string - 'B'

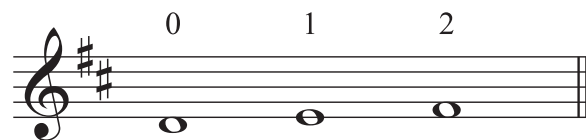


Trudging through the mud

Key signature

Key signature – The group of sharps or flats that appears at the beginning of a *staff* indicating which *key* the piece is in. This piece begins and ends on G.
G Major is a key signature with one sharp (F#).

2nd finger on the D string - 'F#'



Hot funky buns!



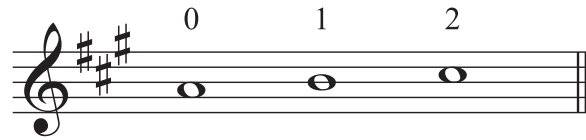
Track 7

♩ = 88

Traditional
arr. MJS

D Major is a key signature with two sharps (F# and C#).

2nd finger on the A string - 'C#'



Mary had a little _____?



Track 8

You decide what it was that Mary had!


♩ = 80

Nursery rhyme

Mar - y had a lit - tle _____, lit - tle _____,
lit - tle _____ . Mar - y had a
lit - tle _____ .

A Major is a key signature with three sharps (F#, C# and G#).


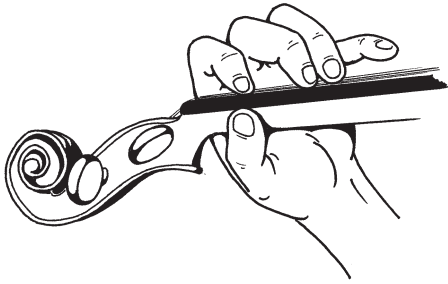
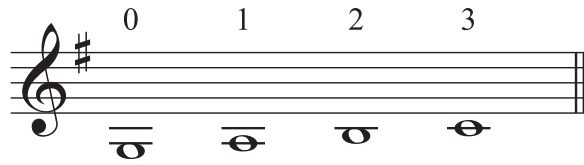
2nd finger on the E string - 'G#'



Midnight feast

Michael J Stocks


E Major is a key signature with four sharps (F#, C#, G# and D#).

3rd finger on the G string - 'C'

Mr. Ploddy Plodison

Michael J Stocks

Mis - ter Plod - dy Plod - i - son, steps so ver - y
 heav - il - y. Makes the ground shake
 and leaves dents, big - ger than you'll ev - er see!


3rd finger on the D string - 'G'

Ask a silly question...

Michael J Stocks

Ask a sil - ly ques - tion please.
 Some - thing that will make me laugh, like
 'does your gold - fish scratch his fleas?'

3rd finger on the A string - 'D'




Moo-vin' and a groovin'




Track 9

♩ = 80

Michael J Stocks



3rd finger on the E string - 'A'




Hide and seek

Michael J Stocks



I will count to ten then come to seek you out this




is such fun. Hide in sil - ence make no sound, un -




til the game ends when you're found.

RESTS

 Crotchet rest - 1 beat of silence


MJS

1. 

*Circle your bow in the air after you play the last note of the 1st line, as the next note is also a **down bow**.*

 Minim rest - 2 beats of silence

MJS

2. 

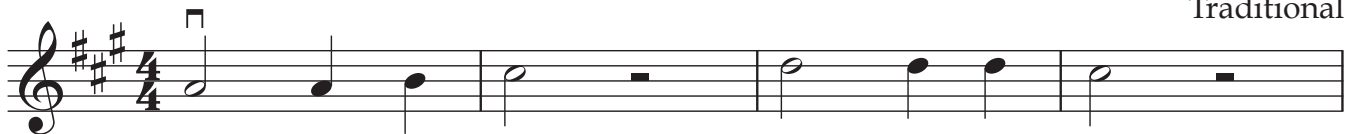
Pease pudding hot



Track 10

♩ = 92

Traditional



1. Pease pud - ding hot, Pease pud - ding cold,
2. Some like it hot, Some like it cold,



Pease pud - ding in the pot, nine days old.
Some like it in the pot, nine days old.

My first finger groove



Track 11

With Energy ♩ = 80

Michael J Stocks

Musical notation for 'My first finger groove'. The first staff is a treble clef with a key signature of one sharp (F#) and a 4/4 time signature. It contains a sequence of quarter notes: G4, A4, B4, C5, B4, A4, G4, F#4, E4, D4, C4. The second staff is a bass clef with the same key signature and time signature, containing a sequence of quarter notes: G3, F#3, E3, D3, C3, B2, A2, G2, F#2, E2, D2, C2.

Most pieces of music have words at the start to help you choose the correct speed or style to play. 'My first finger groove' is to be played 'With Energy'.



Marching to Port Arthur

March like

Michael J Stocks

Musical notation for 'Marching to Port Arthur'. The first staff is a treble clef with a key signature of one sharp (F#) and a 4/4 time signature. It contains a sequence of quarter notes: G4, A4, B4, C5, B4, A4, G4, F#4, E4, D4, C4. The lyrics are: I am march - ing, march - ing, march - ing, march - ing to the con - vict town. The second staff continues the melody with quarter notes: G4, A4, B4, C5, B4, A4, G4, F#4, E4, D4, C4. The lyrics are: March - ing to the stead - y beat, and nev - er, ev - er slow - ing down.

Is your left hand soft and relaxed?

A Very happy dream



Track 12

Smoothly ♩ = 63

Michael J Stocks

Musical notation for 'A Very happy dream' in G major, 4/4 time. The piece consists of two staves of music. The first staff begins with a treble clef, a key signature of one sharp (F#), and a 4/4 time signature. The melody is simple and melodic. The second staff continues the melody and ends with a double bar line and repeat dots.

When you have played this piece write down what you think the happy dream could be about.

Mary had a little lamb



Track 13

Easy pace ♩ = 72

Nursery rhyme
arr. Michael J Stocks

Violin 1

Violin 2

'Cello

Musical notation for the first system of 'Mary had a little lamb' for Violin 1, Violin 2, and Cello. The music is in G major, 4/4 time, and is marked 'Easy pace'. The Violin 1 part has a treble clef, Violin 2 has a treble clef, and the Cello part has a bass clef. The piece is arranged for three instruments.

5

Vln. 1

Vln. 2

'Cello

Musical notation for the second system of 'Mary had a little lamb' for Violin 1, Violin 2, and Cello. The system begins with a measure rest for five measures (marked '5'). The Violin 1 part has a treble clef, Violin 2 has a treble clef, and the Cello part has a bass clef. The piece is arranged for three instruments.

Round - A piece that can be played by two or more players, each starting at different places within the piece (① and ②).

Sunset at Uluru

Gently

Michael J Stocks

①

②

The image shows two staves of musical notation in 3/4 time with a key signature of three sharps (F#, C#, G#). The first staff is marked with a circled 1 (①) and the second with a circled 2 (②). The notes are: Staff 1: G4, A4, B4, C5, B4, A4, G4. Staff 2: G4, A4, B4, C5, B4, A4, G4.



I can use three fingers!

Twinkle twinkle little star



Brightly ♩ = 72

Traditional
Lyrics MJS

The first line of musical notation is in 4/4 time with a key signature of three sharps. It contains the notes: G4, A4, B4, C5, B4, A4, G4.

I can use three fing-ers now, watch me and I'll show you how.

The second line of musical notation contains the notes: G4, A4, B4, C5, B4, A4, G4.

On their tips they stand so tall, take one off, the note will fall.

The third line of musical notation contains the notes: G4, A4, B4, C5, B4, A4, G4.

If I prac - tice once a day, you'll en - joy the way I play!

Up and down we go

With energy

Michael J Stocks

Up and down and up and down and up and down we
 go all day, jump - ing on the tramp - o - line is all we want to
 do to - day. Jump - ing, bounc - ing, we can go so ver - y high,
 jump - ing, bounc - ing, so we al - most touch the sky!

The musical notation is in treble clef, key of D major (two sharps), and 4/4 time. It consists of four staves of music. The first staff begins with a square box above the first measure. The melody is simple and rhythmic, following the lyrics. A large 'SAMPLE' watermark is overlaid diagonally across the music.

My favourite food

Moderate pace

Michael J Stocks

The musical notation is in treble clef, key of D major (two sharps), and 4/4 time. It consists of four staves of music. The melody is simple and rhythmic, following the lyrics. A large 'SAMPLE' watermark is overlaid diagonally across the music.

What is your favourite food? _____

DYNAMICS

f 'forte' - loud *p* 'piano' - soft

mf 'mezzo forte' - moderately loud

Ballarat to Bendigo



Track 15

Easy pace ♩ = 72

Michael J Stocks

Violin 1

Violin 2

'Cello

5

Vln. 1

Vln. 2

'Cello

*Book One continues for
a total of 44 pages*

