

DOUBLE BASS
BOOK TWO

STRINGS
ROCK
Michael J Stocks

*The following pages are
the first 12 pages from
Strings Rock Book 2*

Dynamic Publishing

STRINGS ROCK

Michael J Stocks

Edited by Eliska Sarka
L.Mus.Ed., ASMC
A.Comp.ASMC. (Hon), Dip.SCSM. (Teach), C.Mus.A., MMTA.

Cover design and illustrations by Ross Johnson
Cover graphic design by Joanne Beashel, Design Max, Sydney

© 2008 Michael J Stocks
Published by Dynamic Publishing PTY LTD
ABN 86 254 526 117
Music set by Dynamic Publishing PTY LTD
CD Production by William Myers - www.staticfarm.com
Printed in Australia by SOS Print & Media Group, Sydney
All rights reserved

Double Bass Book Two
ISBN 978-1-921273-13-1
First edition 2008

To purchase Dynamic Music publications, or to find out about the full range of titles available
visit:
www.dynamicpublishing.com.au

Tel & Fax: (02) 9211 2247
Tel: 1300 858 499
Email: stringsrock@dynamicpublishing.com.au

Every effort has been made to trace and acknowledge copyright owners of works contained in this publication. If any right has been omitted, or any errors made in acknowledgement of works, the publishers offer their apologies and will rectify any omissions or errors in subsequent editions following notification.

Any duplication, adaptation or arrangement of the compositions contained in this collection requires the written consent of the Publisher.
No part of this book may be photocopied or reproduced in any way without permission.
Unauthorised uses are an infringement of the Australian Copyrights Act and are punishable by Law.

Contents – Strings Rock - Book Two

Title	Page	Title	Page
My funky ‘bass	2	Sunrise over Broome	22
Playin’ the blues!	2	That floating feeling *	23
Lantau Peak	3	On top of spaghetti	23
Compose your own tune!	3	Barcarolle	24
Deep sea diver	4	Merry Widow waltz	25
A day at Bondi Beach	5	Improvising fun!	26
London’s burning	5	Bowin’ and a pluckin’	26
Scary movie	6	Camptown races	27
Wellington waltz	7	The water is wide	28
Just a little splash of Haydn	7	Dotted crotchets	30
Name this piece: _____	8	Name this piece: _____	30
South Bank waltz	8	Kumbaya	31
Improvising fun!	9	Rock a bye baby	31
Salamanca Market *	9	Dancing dolphins	32
Striking gold!	10	Ode to Joy	32
Riding the waves	12	London Bridge	33
Buzzing bees	12	Skye boat song	33
Fun in 3’s *	13	Magical journey	34
Balloon ride	13	Peter, pizza eater	36
Bambino Bella	14	Name this piece: _____	37
The Mary Valley Muster	14	Jess, the jelly bean juggler	37
Shopping in France! *	15	Kookaburra	38
Mixing it up	15	How fast can you go?	38
Can Can	16	Hurdy gurdy	39
Lightly rock! *	16	Little brown jug *	39
Indian snake charmer	17	Off to battle	40
March to Old Sydney Town	18	I can make a funny sound!	42
Tie me over	20	The first Nowell	43
Slippery finger *	20	Jingle bells	43
Wanchai Market	21	Appendix – Scales and Arpeggios	44
When the saints go marching in	22		

Pieces that are included on the backing CD are marked with a CD icon, and the appropriate track number. Track 1 is tuning. Tracks 2 – 22 feature a guide track for the solo line(s).

All tracks commence with five seconds of silence, and two bars of metronome.

Pieces marked with an asterisk () cannot be played simultaneously with ‘Cello or Viola Book Two.*

Many pieces included in the ‘Strings Rock!’ series have been accepted for use in external string examinations. For more information visit: www.stringsrock.com.au

My funky bass



Slide your 4th finger up the A string until you find 'D'.

-4



Shift (A dash before the finger number) - Move your whole hand towards, or away from the tuning pegs

Moderato

Michael J Stocks

gliss. (*glissando*) - Place your finger lower than normal, then slide your finger up to the note written.



Track 2

Playin' the blues!

Easy pace ♩ = 80

Michael J Stocks

⌒ **Pause** (*fermata*) - Hold the note longer than its normal duration.

Lantau Peak

Moderato

Michael J Stocks

mf *f* *mf* *f* *rit.*

rit. (ritenuto) - Held back, becoming slower immediately.

Compose your own tune!


Compose your own piece of music on the staves provided below. Remember to add a **time signature** and a **key signature** at the start. Be sure that each bar equals the correct number of beats. Good luck!



Composer: _____

To make the piece easier for you to play, use either 1 or 2 sharps in the key signature.

If you use 1 sharp (**G major**) it is better to start and finish your tune on a 'G'.
If you use 2 sharps (**D major**) it is better to start and finish your tune on a 'D'.



I - First position

III - Third position

Deep sea diver



Track 3

Andante ♩ = 96

Michael J Stocks

dim. (diminuendo) - Gradually becoming softer
cresc. (crescendo) - Gradually becoming louder

1. **1st time bar(s)** - The first time through the piece, play the music within the 1st time bar(s).

2. **2nd time bar(s)** - Miss the 1st time bar(s) and skip to the 2nd time bar(s), after you have followed the instruction to repeat.

A day at Bondi Beach

Brightly

Michael J Stocks

pizz. (*pizzicato*) - Pluck the string with your finger.

London's burning

Moderato

①

②

Traditional

Anacrusis - Upbeat or pickup note(s) which occur before the first bar of music. Their total note value is subtracted from the final bar.



Scary movie



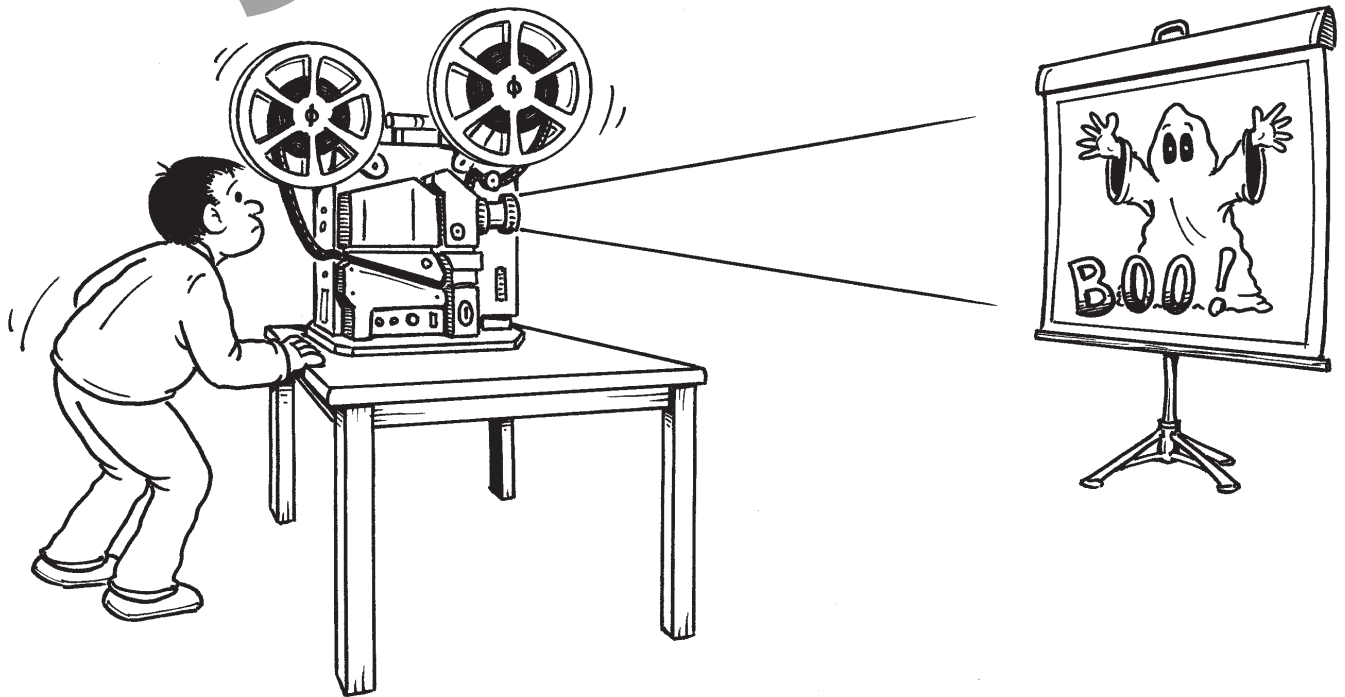
Track 4

Mysteriously ♩ = 69

Michael J Stocks



mp (mezzo piano) - Moderately soft



'Scary movie' is in a *minor key*. Play the first five notes of the *E minor* scale to hear how minor scales differ from major scales.



Wellington waltz

Allegretto

Michael J Stocks

Musical score for 'Wellington waltz' in bass clef, 3/4 time, key of D major. The score consists of three staves. The first staff begins with a forte (*f*) dynamic and a piano (*p*) dynamic. The second staff is marked with mezzo-piano (*mp*) and includes a crescendo (*cresc.*). The third staff begins with a forte (*f*) dynamic. A large 'SAMPLE' watermark is overlaid on the score.

Just a little splash of Haydn

Andante

Michael J Stocks

Musical score for 'Just a little splash of Haydn' in bass clef, 4/4 time, key of D major. The score consists of four staves. The first staff begins with a forte (*f*) dynamic and a piano (*p*) dynamic. The second staff is marked with mezzo-forte (*mf*) and a forte (*f*) dynamic, ending with the instruction 'Fine'. The third staff begins with a piano (*p*) dynamic and a mezzo-forte (*mf*) dynamic. The fourth staff begins with a piano (*p*) dynamic and a mezzo-forte (*mf*) dynamic, ending with the instruction 'D.C. al Fine' and a fermata over the final note.

D.C. al Fine (Da Capo al Fine) – Go back to the beginning, then play to 'Fine' (which means 'end').

After you have played this piece, decide what you think it should be called.

Mysterioso

Michael J Stocks

Musical score for 'Mysterioso' in bass clef, 3/4 time, key of D major. The score consists of four staves. The first staff begins with a square symbol above the first measure and a dynamic marking of *mf*. The second staff has a dynamic marking of *f* at the end. The third staff has a dynamic marking of *dim.* at the beginning. The fourth staff has a dynamic marking of *rit.* and *f* at the end, followed by a double bar line and a key signature change to D minor.

Tremolo - Repeat the note as fast as possible for the note's full duration.

South Bank waltz

Tempo di valse

Michael J Stocks

Musical score for 'South Bank waltz' in bass clef, 3/4 time, key of D major. The score consists of four staves. The first staff has a dynamic marking of *pizz.* and *arco*. The second staff has a dynamic marking of *mf*. The third staff has a dynamic marking of *p* and a finger number '-2' above the final note. The fourth staff has a dynamic marking of *mf* and a finger number '-1' above the first note, and a finger number '-2' above the final note. The score ends with a double bar line and a key signature change to D minor.

arco - Use the bow hair (instead of plucking the strings).

Improvising fun!

With 'Improvising fun!' you can play whatever you feel like playing for the bars that have been marked '(Impro.)'.



Track 5

Andante ♩ = 76

(Impro.)




(Impro.)



(Impro.)



(Impro.)



1/2 - Half position - Move your 1st finger toward the tuning pegs to play G#



Salamanca Market

Brightly

Michael J Stocks



ff (fortissimo) - Very loud

Striking gold!



Track 6

Andante ♩ = 88

Michael J Stocks

Bass 1

mf

Bass 2

mf

Bass 3

mf

5

Bass 1

mp

f

Bass 2

mp

f

Bass 3

mp

f

11

Bass 1

Bass 2

Bass 3

III

-4

Fine

The musical score is for three bass parts (Bass 1, Bass 2, Bass 3) in 3/4 time with a key signature of two sharps (F# and C#). The tempo is Andante at 88 beats per minute. The score is divided into three systems. The first system (measures 1-4) starts with a square box above the first measure of each staff and a dynamic marking of *mf*. The second system (measures 5-8) starts with a fermata above the first measure of each staff and dynamic markings of *mp* and *f*. The third system (measures 11-14) starts with a fermata above the first measure of each staff and ends with a double bar line, a fermata, and the word 'Fine'. A Roman numeral 'III' is placed above the second staff in the final measure, and '-4' is placed above the first staff in the final measure.

17

Bass 1

Bass 2

Bass 3

mf *f* *mf* *f* *mf* *f*

mf *f* *mf* *f*

mf *f*

\square I \square III I \square \square I

-4 -1

22

Bass 1

Bass 2

Bass 3

mf *f* *mf* *f* *mf* *f*

mf *f* *mf* *f*

mf *f*

III \square I

-2 -4

27

Bass 1

Bass 2

Bass 3

f *f* *f* *f* *f* *f*

f *f* *f* *f*

f *f* *f* *f*

III \square I

-2 -1

D.C. al Fine





SLURS



Slur - A curved line over or under two or more notes to indicate the notes are to be played *legato* (smoothly).

Use the same bow direction for notes within a slur.

Riding the waves

Smoothly

Michael J Stocks

Musical score for "Riding the waves" in bass clef, 4/4 time, key of D major. The score consists of four staves. The first staff begins with a *mf* dynamic and a fermata over the first note. The second staff continues the melody. The third staff includes fingering numbers (-4) and fret numbers (III, I). The fourth staff concludes the piece with a final note and a fermata.

Buzzing bees

Andante

Michael J Stocks

Musical score for "Buzzing bees" in bass clef, 4/4 time, key of D major. The score consists of two staves. The first staff begins with a *mf* dynamic and a fermata over the first note. The second staff continues the melody, starting with a *cresc.* dynamic and ending with a *f* dynamic.

Teacher's reference guide from the last page of Book Two

Teacher's reference guide:

	Page	2	3	4	5	6	7	8	9	10	12	13	14	15	16	17	18	20	21	22	23	24	25	26	27	28	30	31	32	33	34	36	37	38	39	40	42	43	44		
Technique		•		•				•																																	
Pause		•																																							
Glissando		•																																							
Ritenuato			•																																						
3-4 time				•																																					
Diminuendo				•																																					
1st & 2nd time bars																																									
Pizzicato																																									
Anacrusis																																									
Rounds																																									
Mezzo piano																																									
Da capo al Fine																																									
Arco																																									
Tremolo																																									
Fortissimo																																									
Slurs																																									
Accents																																									
Tie																																									
Rallentando																																									
Accelerando																																									
Dotted crotchet																																									
Tenuto																																									
Semi quavers																																									
2-4 time																																									
Quaver rest																																									
Staccato																																									
Poco e poco																																									
Scalés																																									
Arpeggios																																									
Improvising																																									
Composing																																									
CD backing																																									
Ensemble playing																																									

Book Two continues for a total of 46 pages